

## NOTES

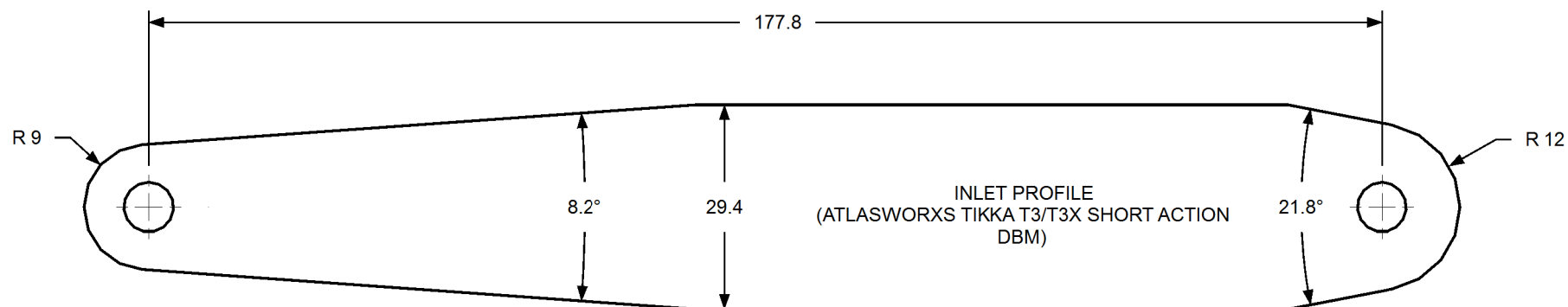
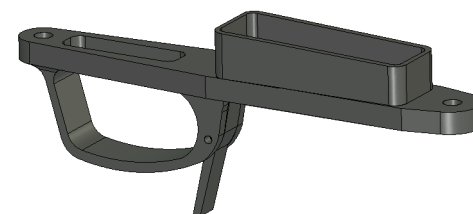
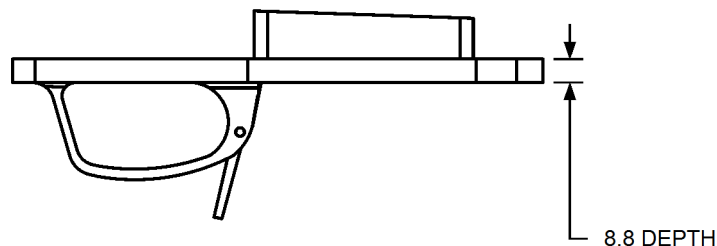
MAGAZINES - AICS PATTERN MAGAZINES INCLUDING (MDT, AI, AICS, ACCURATE MAG)

MAGPUL PMAGS WILL FIT OUR DBM BUT THEY DO NOT FIT INTO THE TIKKA T3/T3X ACTION

ACTION LENGTH - SHORT ACTION

INLETTING IS REQUIRED FOR THIS DBM BOTH ON WIDTH AND DEPTH OF EXISTING INLET.

FITS LEFT AND RIGHT HAND RIFLES.



## FITTING INSTRUCTIONS

1. ALWAYS UNLOAD RIFLE BEFORE COMMENCING ANY WORK.
2. REMOVE EXISTING PARTS FROM STOCK , LEAVING THE STOCK ON ITS OWN.
3. FOLLOWING THE SHAPE OF THE INLET PROFILE , REMOVE MATERIAL FROM STOCK. THE DEPTH OF YOUR INLET WILL ALSO NEED TO BE INCREASED SO CHECK THE FEED AS YOU GO. THE DBM SHOULD FIT CLOSE TO FLUSH ON YOUR STOCK, PLEASE NOTE THE SPARE LEVER IN THE PACKET IS 2MM LONGER THAN THE INSTALLED LEVER. THIS MAYBE REQUIRED TO GET THE FEED CORRECT WHEN THE DBM IS INLETTED FLUSH.. WE RECOMMEND ANY INLETTING TO BE DONE BY A COMPETENT GUNSMITH.
4. ONCE INLETTING IS COMPLETE, INSERT ACTION SCREWS (ATLASWORXS TIKKA T3/T3X ACTION SCREWS (AW0512-B) RECOMMENDED.
5. TIGHTEN ACTION SCREWS UP TO FACTORY SPECIFICATIONS.
6. THIS DBM CAN BE USED INCONJUNCTION WITH THE ATLASWORXS TIKKA T3/T3X ACTION SCREWS AND TITANIUM LUG (AW0480-A).
7. FOR TROUBLE SHOOTING PLEASE REFER TO OUR WEBSITE OR CONTACT US.
8. DIGITAL CAD FILE FOR CNC INLETTING AVAILABLE UPON REQUEST.

IF IN ANY DOUBT , SEEK THE ADVISE OF A PROFESSIONAL GUNSMITH



Email: info@atlasworxs.com

All measurements in millimetres unless otherwise stated.

Project / Client  
TIKKA T3 / T3X SHORT ACTION DBM /  
BOTTOM METAL (AICS PATTERN  
MAGAZINES)

Title  
INLET / INSTRUCTIONS FOR TIKKA T3 / T3X  
SHORT ACTION DBM / BOTTOM METAL  
(AICS PATTERN MAGAZINES)

Drawn  
CB

Scale  
NTS

Drawing No  
AW0316

Issue  
B

Date  
20/04/2019

This drawing is not to be released in whole or part to any third party without the express permission of Atlasworxs

NO LIABILITY IS EXPRESSED OR IMPLIED FOR DAMAGE OR INJURY WHICH MAY RESULT FROM IMPROPER INSTALLATION OR USE WITH THIS PRODUCT